

Scaled data based on original data using
LM-79-08 Approved Method: Electrical and Photometric Measurements of Solid-
State Lighting Products

Test Report Prepared for
Cooper Lighting Solutions
(formerly Eaton)

Brand: STREETWORKS

Report Number: P319705

Luminaire Tested: **GAN-SA1A-750-U-SL3**

Issue Date: 3/3/2020

Test Information

Test Method: LM-79-08
Report Number: P319705
TEST IS SCALED FROM IESNA LM-79-08 TEST DATA (G2-1903-205-22)
Test Lab: INNOVATION CENTER
Issue Date: 3/3/2020
Manufacturer: COOPER LIGHTING SOLUTIONS (FORMERLY EATON)
Product Line: STREETWORKS
Catalog Number: GAN-SA1A-750-U-SL3
Description: GALLEON AREA AND ROADWAY LUMINAIRE
(1) 70 CRI, 5000K, 615mA LIGHTSQUARE WITH 16 LEDS AND TYPE III SPILL
LIGHT ELIMINATOR OPTICS
Light Source: -
Ballast/Driver: ELECTRONIC DRIVER

Summary

Lumens per Lamp: N/A
Luminaire Lumens: 4879 lumens
Efficiency: N/A
Efficacy: 143.5 lumens/watt
Luminous Opening: Rectangular (W 0.5' x L: 0.5' x H: 0')
IES Classification: Type III - Medium
BUG Rating: B1 - U0 - G2

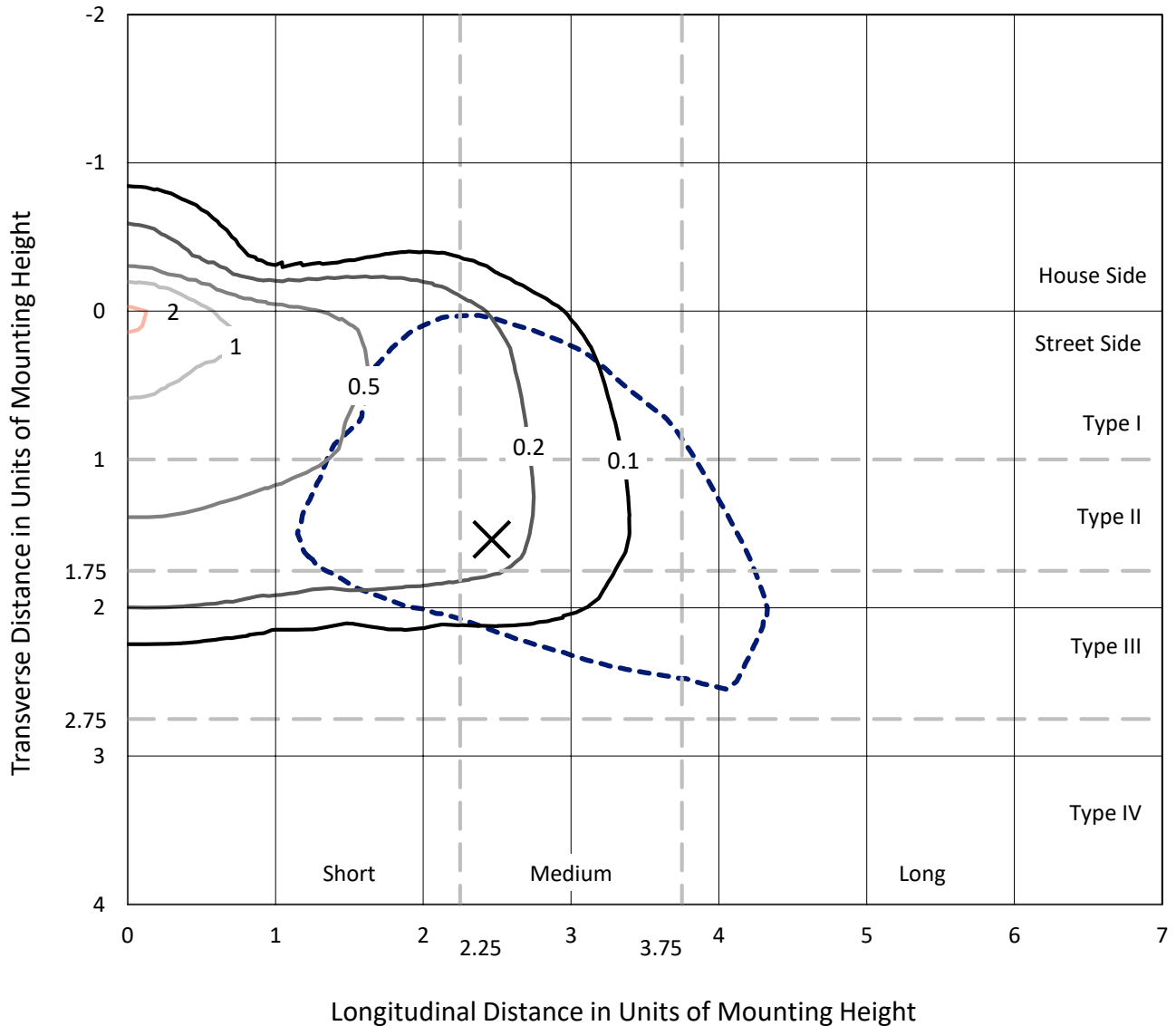
Input Watts (W): 34
Input Voltage (V): NR
Input Current (Ain): NR
Voltage Rise (V): NR
Power Factor: NR
Total Harmonic Distortion (THDi): NR
Frequency (hertz): 60
Stabilization Time: NR
Operation Time: NR
Ambient Temperature (°C): NR
Test Distance: 24 FT



REPORT NUMBER: P319705
 CATALOG NUMBER: GAN-SA1A-750-U-SL3

Iso-Footcandle Lines of Horizontal Illumination

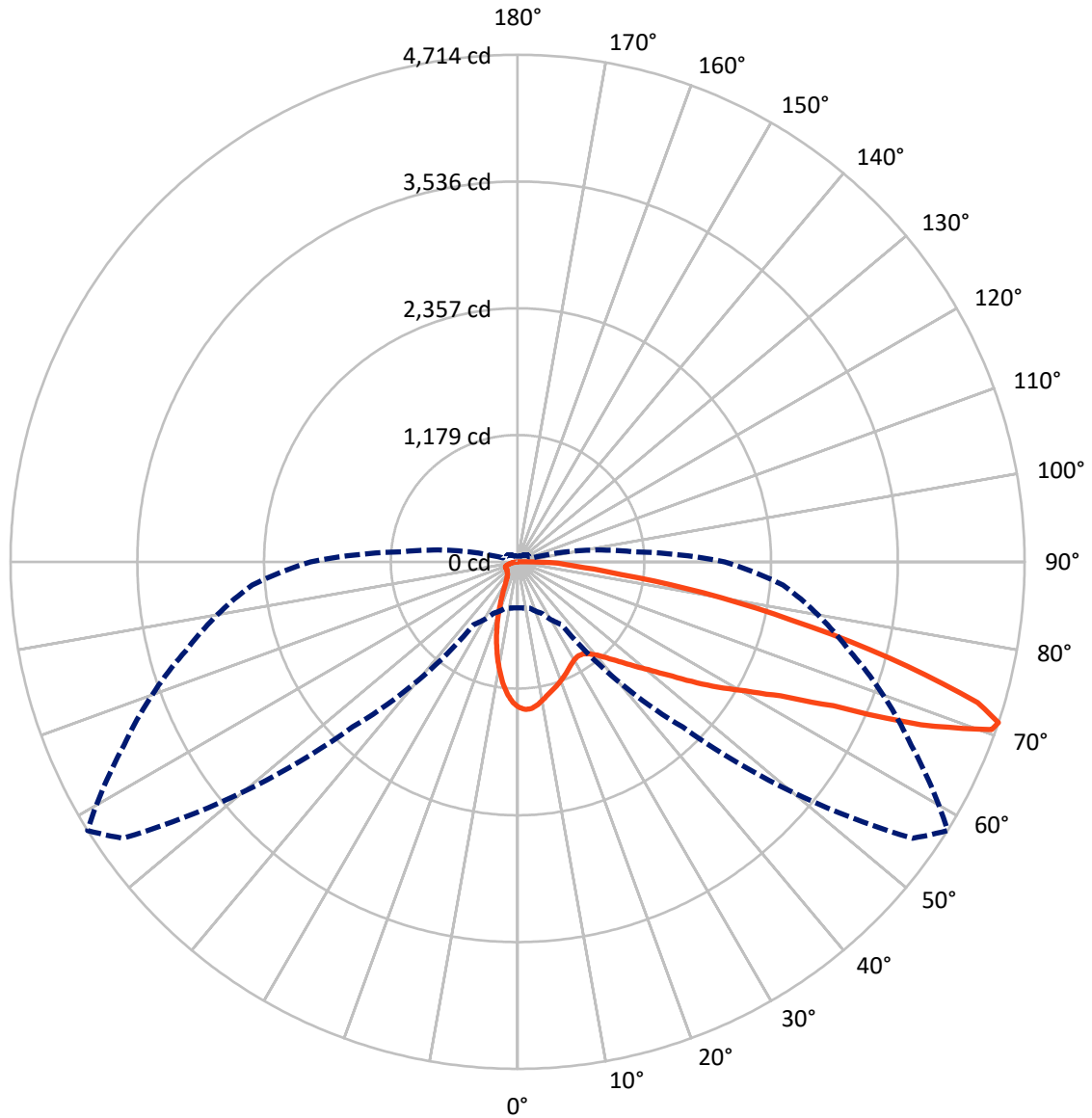
✕ Max cd
 - - - 1/2 Max cd



Based on 25 foot mounting height. Maximum calculated value = 2.2 fc
 Type III - Medium - N/A

REPORT NUMBER: P319705
CATALOG NUMBER: GAN-SA1A-750-U-SL3

Luminous Intensity Polar Plot



— Vertical Plane Through 58-Deg Lateral - - - Horizontal Cone Through 71-Deg Vertical

REPORT NUMBER: P319705
 CATALOG NUMBER: GAN-SA1A-750-U-SL3

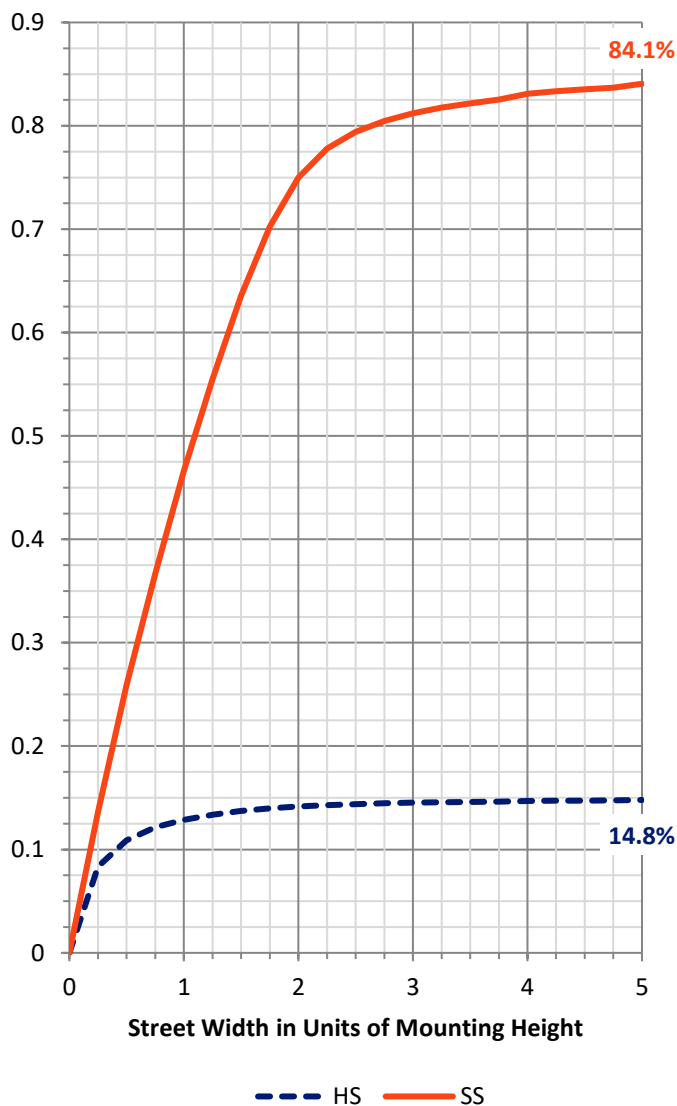
FLUX DISTRIBUTION:

		Downward	Upward	Total
House Side	Lumens	729.4	0.0	729.4
	% Fixture	15.0	0.0	15.0
Street Side	Lumens	4149.6	0.0	4149.6
	% Fixture	85.0	0.0	85.0
Total	Lumens	4879.0	0.0	4879.0
	% Fixture	100.0	0.0	100.0

ZONAL LUMENS:

Zone	Lumens	% Fixture
0°-10°	116.6	2.4
10°-20°	259.3	5.3
20°-30°	329.6	6.8
30°-40°	419.8	8.6
40°-50°	595.3	12.2
50°-60°	921.3	18.9
60°-70°	1254.2	25.7
70°-80°	836.7	17.1
80°-90°	146.3	3.0
90°-100°	0.0	0.0
100°-110°	0.0	0.0
110°-120°	0.0	0.0
120°-130°	0.0	0.0
130°-140°	0.0	0.0
140°-150°	0.0	0.0
150°-160°	0.0	0.0
160°-170°	0.0	0.0
170°-180°	0.0	0.0
0°-90°	4879.0	100.0
0°-180°	4879.0	100.0

Coefficient of Utilization

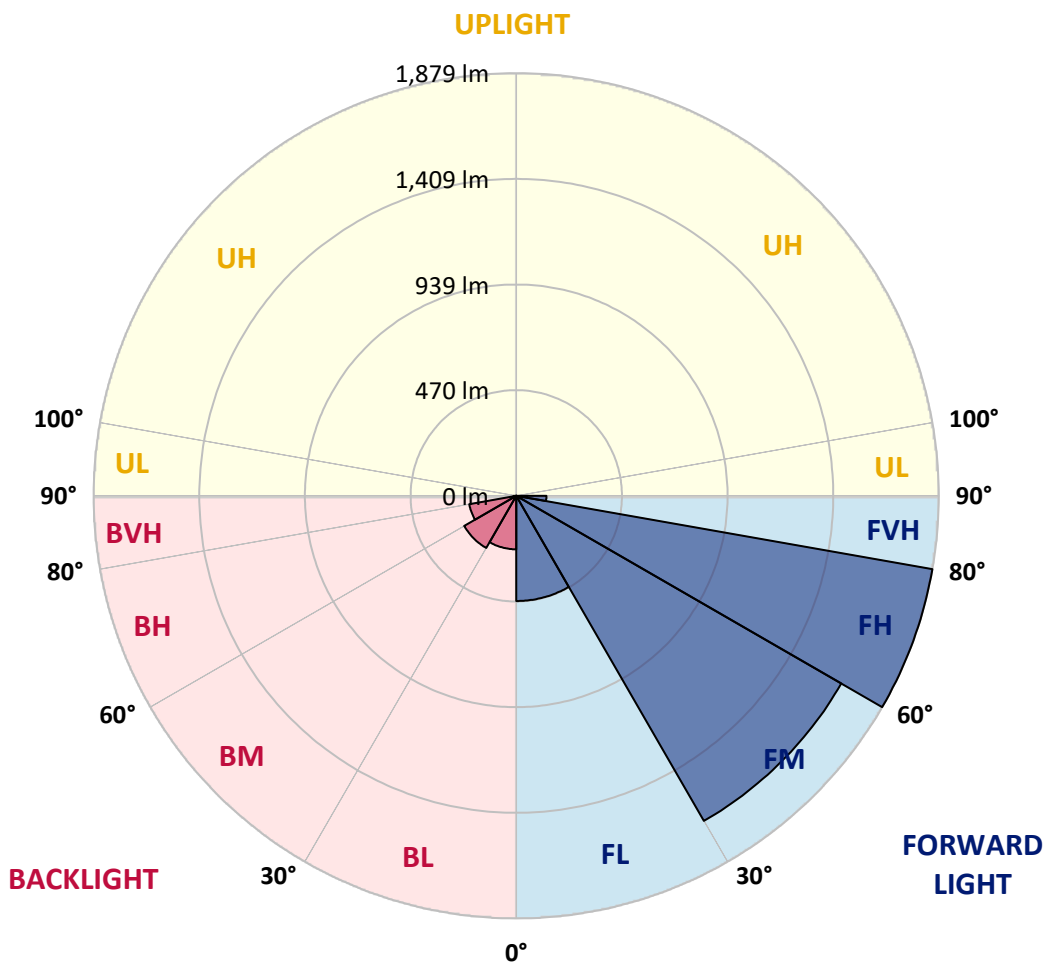


REPORT NUMBER: P319705
 CATALOG NUMBER: GAN-SA1A-750-U-SL3

LUMINAIRE CLASSIFICATION SYSTEM LUMEN TABLE AND BUG RATING:

Zone	Lumens	% Fixture	Zone Rating/Lumen Limit		
			B	U	G
FL (0°-30°)	467.7	9.6			
FM (30°-60°)	1668.9	34.2			
FH (60°-80°)	1878.8	38.5			G2/5000
FVH (80°-90°)	134.1	2.7			G2/225
BL (0°-30°)	237.8	4.9	B1/500		
BM (30°-60°)	267.5	5.5	B1/1000		
BH (60°-80°)	212.0	4.3	B1/500		G1/500
BVH (80°-90°)	12.2	0.2			G1/100
UL (90°-100°)	0.0	0.0		U0/0	
UH (100°-180°)	0.0	0.0		U0/0	

BUG Rating: B1-U0-G2
 Type III Medium





REPORT NUMBER: P319705

CATALOG NUMBER: GAN-SA1A-750-U-SL3

CANDELA DISTRIBUTION (FULL):

	0°	5°	15°	25°	35°	45°	55°	58°	65°	75°	85°
0°	1351.8	1351.8	1351.8	1351.8	1351.8	1351.8	1351.8	1351.8	1351.8	1351.8	1351.8
2.5°	1387.7	1385.8	1386.5	1385.1	1381.9	1378.7	1373.9	1374.8	1368.1	1358.3	1346.0
5°	1361.5	1360.8	1365.9	1368.8	1371.2	1369.3	1368.0	1369.7	1360.0	1346.4	1325.1
7.5°	1306.6	1299.1	1305.6	1315.3	1324.4	1331.4	1340.6	1341.8	1335.7	1321.4	1293.5
10°	1228.6	1221.5	1231.0	1246.1	1264.5	1281.1	1299.6	1303.0	1304.2	1291.3	1257.5
12.5°	1147.7	1142.3	1151.8	1173.0	1203.4	1229.1	1258.7	1263.8	1274.3	1265.6	1224.2
15°	1075.3	1073.3	1084.8	1105.7	1140.7	1180.0	1222.6	1232.0	1249.8	1246.9	1198.2
17.5°	1012.8	1012.2	1021.1	1043.0	1081.8	1131.4	1186.8	1202.6	1229.1	1232.5	1176.8
20°	966.2	965.2	971.3	987.4	1027.4	1083.6	1148.0	1169.8	1208.0	1219.9	1154.7
22.5°	941.2	941.0	941.2	948.8	981.5	1033.8	1110.3	1136.8	1187.5	1209.9	1130.2
25°	937.0	936.4	932.7	931.9	950.4	992.2	1072.9	1102.1	1167.9	1202.9	1106.9
27.5°	948.0	948.7	943.8	935.8	939.5	964.8	1040.5	1071.7	1152.3	1201.6	1090.8
30°	970.9	970.6	966.4	958.0	950.7	954.6	1017.3	1048.6	1141.7	1207.5	1079.7
32.5°	996.3	998.1	997.3	992.7	981.8	966.2	1010.4	1041.0	1138.7	1221.8	1075.0
35°	1026.7	1028.7	1034.8	1038.4	1025.7	1000.5	1025.3	1051.8	1147.5	1248.6	1082.6
37.5°	1055.6	1060.8	1078.0	1093.1	1082.3	1054.2	1065.1	1084.0	1174.9	1291.0	1103.2
40°	1088.9	1093.5	1121.5	1153.6	1151.9	1122.9	1129.2	1141.7	1223.2	1351.6	1140.4
42.5°	1121.7	1130.9	1171.5	1217.0	1230.1	1204.5	1214.5	1221.1	1291.1	1432.0	1205.3
45°	1165.4	1175.2	1231.7	1286.5	1317.1	1302.7	1318.7	1321.2	1376.6	1541.5	1299.6
47.5°	1231.5	1242.7	1308.5	1366.1	1412.8	1414.4	1440.7	1439.7	1483.4	1666.7	1418.4
50°	1334.5	1350.6	1404.5	1458.4	1515.1	1546.7	1581.9	1577.0	1611.3	1800.1	1555.2
52.5°	1469.4	1476.9	1516.8	1556.6	1627.1	1698.0	1748.5	1744.1	1756.5	1937.3	1710.6
55°	1609.3	1614.9	1631.4	1653.1	1748.0	1863.5	1970.3	1963.3	1931.9	2079.7	1864.0
57.5°	1735.1	1746.4	1757.8	1766.8	1869.7	2036.6	2197.2	2197.7	2122.2	2233.4	2022.6
60°	1754.6	1764.6	1839.9	1911.0	2077.8	2267.3	2440.0	2434.9	2319.2	2400.1	2199.4
62.5°	1551.0	1573.6	1699.4	1888.4	2278.4	2689.5	2749.8	2743.6	2554.7	2605.6	2405.2
65°	1111.5	1137.2	1288.9	1572.9	2181.2	3154.7	3309.0	3224.4	2876.0	2858.3	2646.2
67.5°	641.2	647.4	713.1	941.2	1660.8	3179.0	4162.0	4043.5	3374.8	3145.0	2764.1
70°	474.2	474.0	489.6	579.2	898.7	2594.5	4567.7	4673.9	3899.9	3239.3	2597.4
71°	428.8	429.3	446.8	527.2	711.8	2171.7	4481.5	4714.0	4038.3	3192.7	2476.7
72.5°	366.8	368.5	392.8	472.8	598.7	1497.6	4110.3	4473.3	4103.9	3077.9	2287.9
75°	278.2	282.1	315.8	398.5	547.2	759.5	3016.7	3572.1	3645.7	2715.9	1700.0
77.5°	198.5	202.9	241.0	335.1	520.2	572.4	2020.2	2605.6	2682.9	1740.5	766.8
80°	125.4	130.7	159.4	266.7	488.8	543.5	1269.6	1751.4	1463.0	556.9	195.1
82.5°	73.6	77.7	98.9	174.2	399.2	523.5	746.9	970.8	569.3	168.3	88.7
85°	42.7	44.5	61.7	111.0	289.9	494.1	548.8	542.7	247.1	82.3	42.0
87.5°	19.9	22.1	36.5	58.0	160.9	358.1	433.7	374.7	153.6	38.6	19.7
90°	0.0	0.0	0.0	0.0	0.0	0.0	0.0	0.0	0.0	0.0	0.0



REPORT NUMBER: P319705
 CATALOG NUMBER: GAN-SA1A-750-U-SL3

CANDELA DISTRIBUTION (continued):

	90°	95°	105°	115°	125°	135°	145°	155°	165°	175°	180°
0°	1351.8	1351.8	1351.8	1351.8	1351.8	1351.8	1351.8	1351.8	1351.8	1351.8	1351.8
2.5°	1340.1	1337.2	1325.1	1314.4	1303.2	1288.6	1272.4	1270.4	1260.5	1262.4	1259.0
5°	1313.6	1306.3	1277.2	1250.9	1219.8	1191.9	1161.6	1147.7	1127.6	1126.3	1121.2
7.5°	1275.7	1262.1	1217.0	1167.1	1117.1	1069.5	1022.4	991.5	959.9	946.5	945.3
10°	1233.0	1209.9	1143.6	1069.7	997.6	928.1	860.8	811.0	766.1	744.9	744.1
12.5°	1192.6	1158.4	1067.5	966.9	868.3	778.2	685.9	620.5	564.2	545.4	537.4
15°	1158.2	1110.1	993.4	864.7	745.1	620.0	515.0	446.1	394.1	376.1	372.7
17.5°	1124.9	1063.1	917.4	761.6	616.9	479.4	374.2	323.1	295.4	288.1	287.9
20°	1091.8	1014.6	838.0	656.0	493.0	358.6	287.7	264.8	255.4	254.6	253.2
22.5°	1054.2	963.3	754.6	550.1	384.8	282.0	244.6	235.4	234.2	237.3	237.3
25°	1019.0	912.3	670.0	446.5	299.3	235.2	218.4	216.5	219.7	225.2	225.7
27.5°	986.2	863.2	587.4	354.4	239.8	207.2	200.2	202.4	208.2	214.5	214.7
30°	959.2	816.8	507.1	279.2	202.6	186.3	185.1	189.5	195.8	200.7	201.9
32.5°	938.3	777.2	429.6	224.5	178.3	170.6	171.7	175.4	179.3	182.0	183.9
35°	928.6	743.2	358.1	189.3	162.8	158.6	159.9	162.0	163.7	165.7	167.2
37.5°	930.3	716.9	294.2	167.4	152.4	150.2	150.2	150.2	150.2	151.3	151.4
40°	946.1	701.7	242.2	153.5	145.5	143.1	141.2	139.5	138.2	138.9	138.5
42.5°	986.6	700.4	204.1	144.6	139.9	136.0	132.2	129.8	128.1	128.8	129.2
45°	1055.2	717.4	178.5	138.3	134.6	128.7	123.9	121.3	120.2	122.4	122.7
47.5°	1144.1	754.4	162.8	133.8	129.7	121.9	116.8	114.4	114.7	117.9	118.8
50°	1258.7	814.6	155.3	130.9	126.3	116.1	110.8	108.8	109.8	114.4	115.4
52.5°	1384.4	901.3	156.2	130.0	124.1	111.8	106.2	103.8	105.5	109.8	110.6
55°	1529.6	1005.4	170.3	131.2	120.8	109.1	102.5	98.4	99.8	103.7	104.4
57.5°	1690.9	1124.8	198.7	130.9	116.8	106.6	98.6	92.5	93.5	95.9	96.5
60°	1858.8	1268.9	242.7	131.9	114.9	103.5	93.3	85.7	85.3	87.4	87.7
62.5°	2060.3	1435.6	293.0	132.6	116.1	99.6	86.3	78.9	77.8	78.3	78.7
65°	2268.0	1556.3	274.1	129.8	119.8	96.4	80.2	72.2	70.4	70.0	70.2
67.5°	2274.5	1426.9	192.2	124.4	121.3	94.7	75.6	66.6	63.6	62.4	62.2
70°	2039.8	1159.3	149.7	118.6	115.2	91.9	71.4	62.0	57.4	55.6	55.4
71°	1925.2	1067.1	141.9	115.7	110.6	89.2	69.5	60.0	55.2	53.2	52.9
72.5°	1745.6	956.7	132.4	111.1	101.8	82.3	65.9	57.1	52.2	49.8	49.3
75°	1252.7	625.6	113.7	99.1	84.3	65.6	57.8	51.3	47.1	44.2	43.8
77.5°	482.7	249.0	86.0	82.4	64.6	51.3	47.6	44.4	41.3	38.4	38.2
80°	149.2	111.3	62.7	62.0	46.7	38.2	37.0	36.2	35.0	32.0	31.3
82.5°	79.7	63.9	43.2	40.1	30.6	25.5	26.9	27.2	27.4	24.1	23.8
85°	38.1	33.8	24.3	22.8	17.8	14.3	16.5	17.8	18.0	14.8	13.8
87.5°	18.2	17.7	11.4	8.7	6.6	4.8	5.8	7.1	7.8	5.6	4.9
90°	0.0	0.0	0.0	0.0	0.0	0.0	0.0	0.0	0.0	0.0	0.0

(END OF REPORT)